

Scaled data based on original data using
LM-79-08 Approved Method: Electrical and Photometric Measurements of Solid-
State Lighting Products

Test Report Prepared for
Cooper Lighting Solutions
(formerly Eaton)

Brand: STREETWORKS

Report Number: P526870

Luminaire Tested: **GLAN-SA1D-760-U-5MQ-GRSWH**

Issue Date: 5/27/2021

Test Information

Test Method: LM-79-08
Report Number: P526870
TEST IS SCALED FROM IESNA LM-79-08 TEST DATA (G3-2011-057-4)
Test Lab: INNOVATION CENTER
Issue Date: 5/27/2021
Manufacturer: COOPER LIGHTING SOLUTIONS (FORMERLY EATON)
Product Line: STREETWORKS
Catalog Number: GLAN-SA1D-760-U-5MQ-GRSWH
Description: GALLEON AREA AND ROADWAY LUMINAIRE
(1) 70 CRI, 5700K, 1200mA LIGHTSQUARE WITH 16 LEDS AND TYPE V MEDIUM OPTICS WITH WHITE GLARE REDUCTION SHIELD
Light Source: -
Ballast/Driver: ELECTRONIC DRIVER

Summary

Lumens per Lamp: N/A
Luminaire Lumens: 6909 lumens
Efficiency: N/A
Efficacy: 106.3 lumens/watt
Luminous Opening: Rectangular (W 0.5' x L: 0.5' x H: 0')
IES Classification: Type V - Short
BUG Rating: B2 - U0 - G1

Input Watts (W): 65
Input Voltage (V): NR
Input Current (Ain): NR
Voltage Rise (V): NR
Power Factor: NR
Total Harmonic Distortion (THDi): NR
Frequency (hertz): 60
Stabilization Time: NR
Operation Time: NR
Ambient Temperature (°C): NR
Test Distance: 24 FT

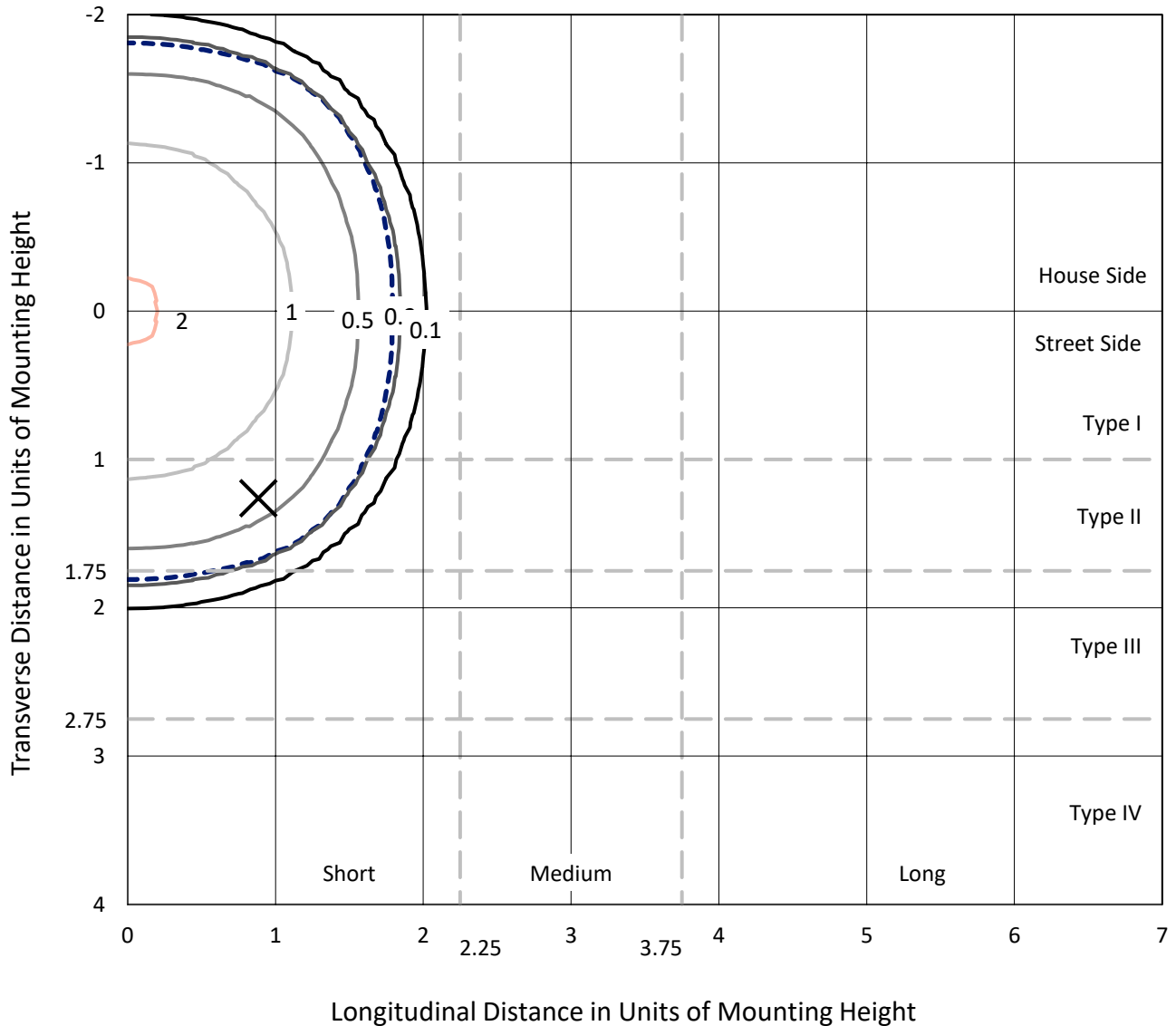




REPORT NUMBER: P526870
 CATALOG NUMBER: GLAN-SA1D-760-U-5MQ-GRSWH

Iso-Footcandle Lines of Horizontal Illumination

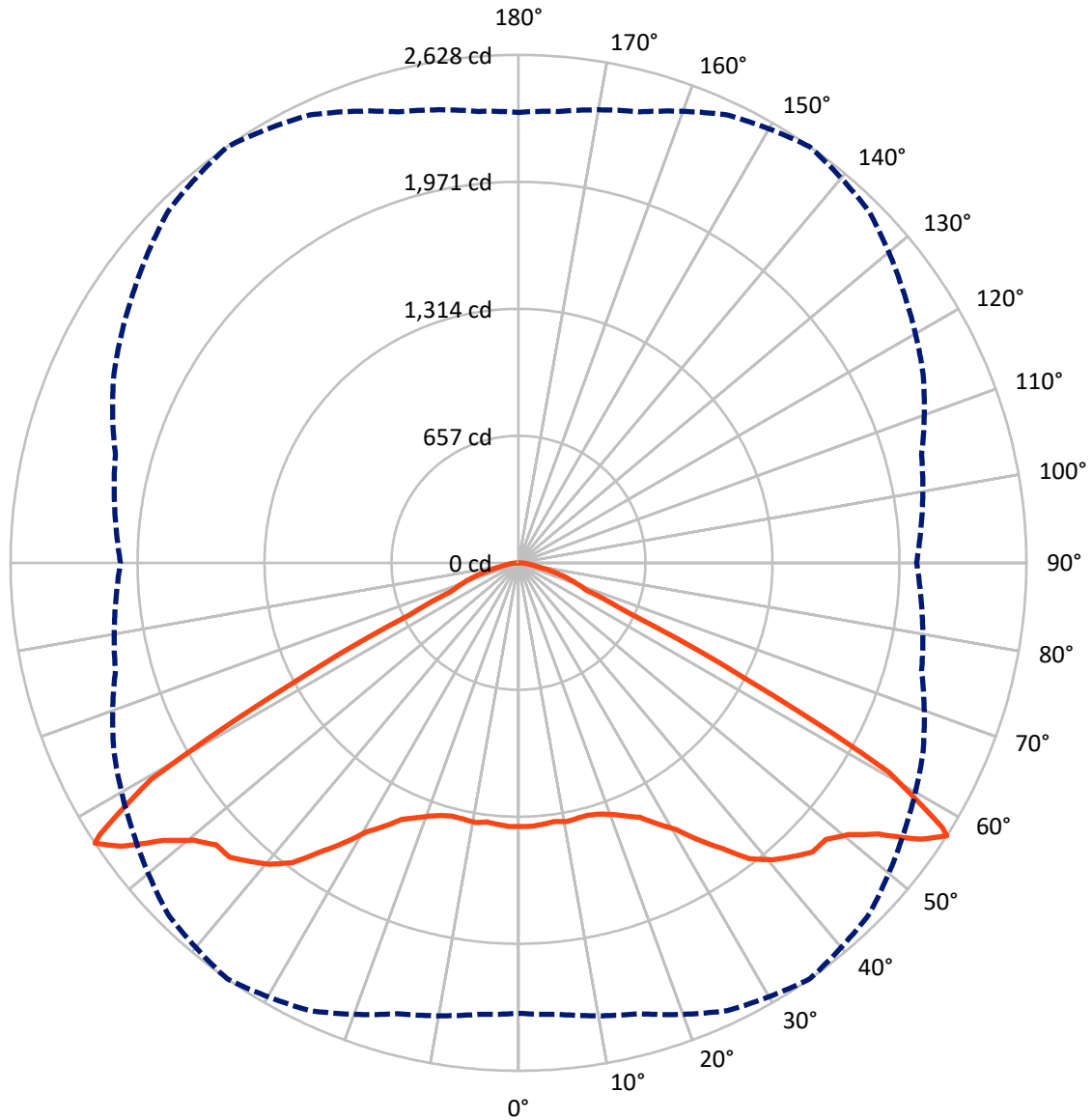
× Max cd
 - - - 1/2 Max cd



Based on 25 foot mounting height. Maximum calculated value = 2.2 fc
 Type V - Short - N/A

REPORT NUMBER: P526870
CATALOG NUMBER: GLAN-SA1D-760-U-5MQ-GRSWH

Luminous Intensity Polar Plot



— Vertical Plane Through 35-Deg Lateral - - - Horizontal Cone Through 57-Deg Vertical

REPORT NUMBER: P526870
 CATALOG NUMBER: GLAN-SA1D-760-U-5MQ-GRSWH

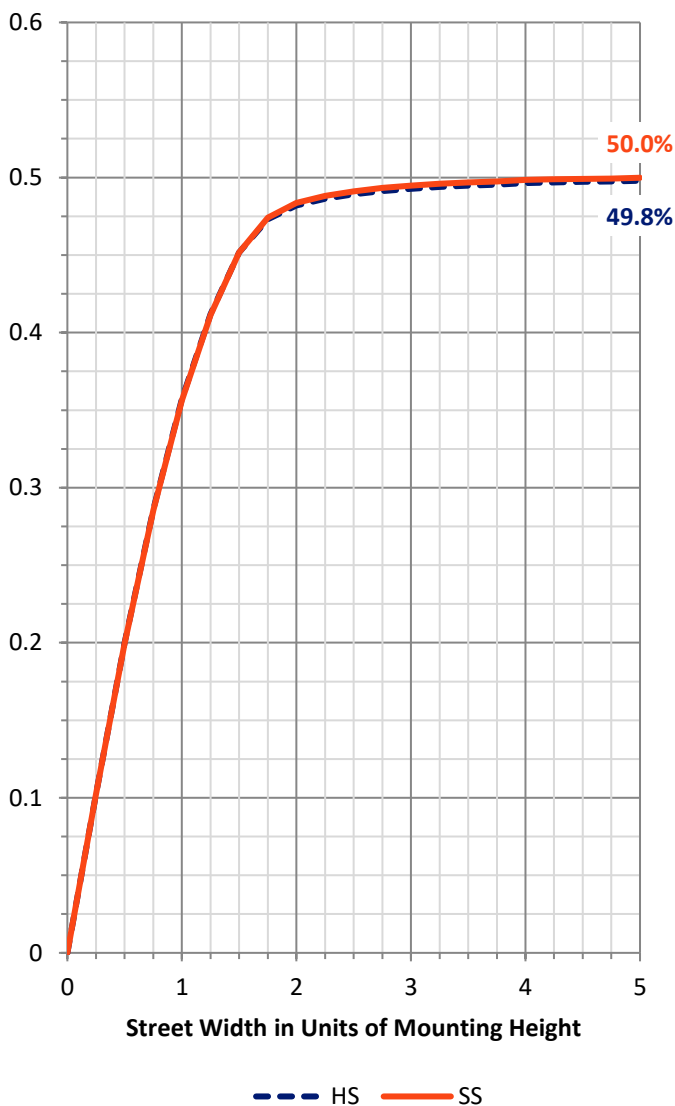
FLUX DISTRIBUTION:

		Downward	Upward	Total
House Side	Lumens	3454.5	0.0	3454.5
	% Fixture	50.0	0.0	50.0
Street Side	Lumens	3454.5	0.0	3454.5
	% Fixture	50.0	0.0	50.0
Total	Lumens	6909.0	0.0	6909.0
	% Fixture	100.0	0.0	100.0

ZONAL LUMENS:

Zone	Lumens	% Fixture
0°-10°	129.4	1.9
10°-20°	383.1	5.5
20°-30°	669.1	9.7
30°-40°	1096.4	15.9
40°-50°	1607.5	23.3
50°-60°	2024.8	29.3
60°-70°	761.5	11.0
70°-80°	202.5	2.9
80°-90°	34.7	0.5
90°-100°	0.0	0.0
100°-110°	0.0	0.0
110°-120°	0.0	0.0
120°-130°	0.0	0.0
130°-140°	0.0	0.0
140°-150°	0.0	0.0
150°-160°	0.0	0.0
160°-170°	0.0	0.0
170°-180°	0.0	0.0
0°-90°	6909.0	100.0
0°-180°	6909.0	100.0

Coefficient of Utilization



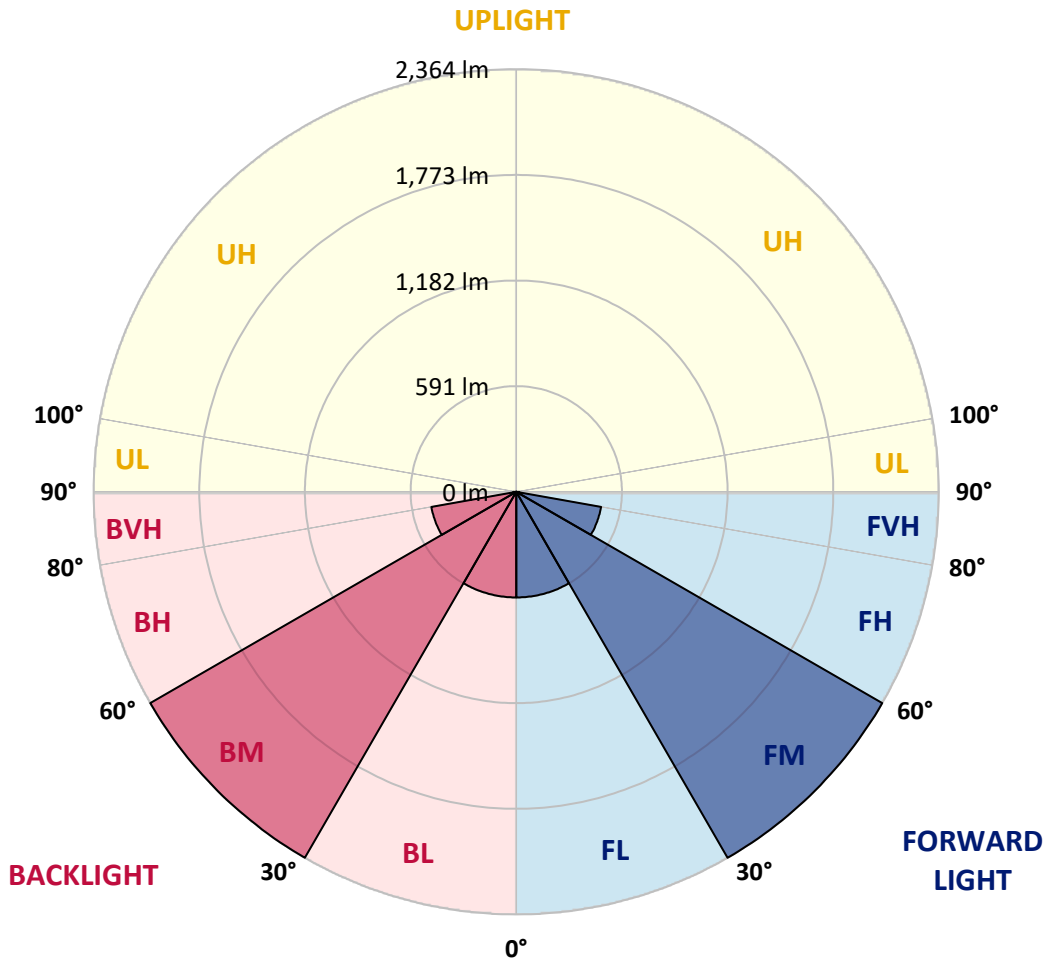
REPORT NUMBER: P526870
 CATALOG NUMBER: GLAN-SA1D-760-U-5MQ-GRSWH

LUMINAIRE CLASSIFICATION SYSTEM LUMEN TABLE AND BUG RATING:

Zone	Lumens	% Fixture	Zone Rating/Lumen Limit		
			B	U	G
FL (0°-30°)	590.8	8.6			
FM (30°-60°)	2364.3	34.2			
FH (60°-80°)	482.0	7.0			G0/660
FVH (80°-90°)	17.4	0.3			G1/100
BL (0°-30°)	590.8	8.6	B2/1000		
BM (30°-60°)	2364.3	34.2	B2/2500		
BH (60°-80°)	482.0	7.0	B1/500		G0/660
BVH (80°-90°)	17.4	0.3			G1/100
UL (90°-100°)	0.0	0.0		U0/0	
UH (100°-180°)	0.0	0.0		U0/0	

BUG Rating: B2-U0-G1

Type V Short





REPORT NUMBER: P526870

CATALOG NUMBER: GLAN-SA1D-760-U-5MQ-GRSWH

CANDELA DISTRIBUTION (FULL):

	0°	5°	15°	25°	35°	45°	55°	65°	75°	85°	90°
0°	1364.5	1364.5	1364.5	1364.5	1364.5	1364.5	1364.5	1364.5	1364.5	1364.5	1364.5
2.5°	1357.7	1371.3	1365.3	1361.9	1364.5	1360.2	1353.4	1361.1	1359.4	1352.6	1350.0
5°	1354.3	1364.5	1357.7	1364.5	1357.7	1369.6	1366.2	1353.4	1368.7	1354.3	1359.4
7.5°	1351.7	1355.1	1356.8	1353.4	1350.9	1365.3	1357.7	1351.7	1343.2	1340.6	1344.9
10°	1345.8	1354.3	1341.5	1358.5	1361.9	1351.7	1351.7	1340.6	1333.8	1329.6	1344.0
12.5°	1361.1	1346.6	1344.9	1353.4	1356.0	1360.2	1348.3	1342.3	1329.6	1331.3	1328.7
15°	1343.2	1349.2	1350.0	1351.7	1354.3	1364.5	1353.4	1340.6	1335.5	1317.7	1319.4
17.5°	1350.0	1344.0	1350.0	1369.6	1366.2	1373.8	1361.9	1342.3	1330.4	1320.2	1333.8
20°	1361.9	1359.4	1361.9	1385.8	1390.0	1396.8	1386.6	1368.7	1345.8	1333.8	1340.6
22.5°	1374.7	1373.0	1374.7	1397.7	1422.4	1430.9	1420.7	1378.9	1367.0	1344.9	1337.2
25°	1397.7	1399.4	1417.3	1442.8	1459.0	1475.1	1456.4	1426.6	1388.3	1374.7	1358.5
27.5°	1448.7	1453.0	1463.2	1500.7	1528.8	1543.2	1516.8	1476.0	1452.2	1424.1	1419.8
30°	1511.7	1511.7	1529.6	1562.0	1600.3	1622.4	1590.0	1541.5	1512.6	1497.3	1487.9
32.5°	1595.2	1585.8	1592.6	1649.6	1709.2	1727.9	1684.5	1624.9	1579.0	1558.6	1551.7
35°	1666.7	1672.6	1687.9	1749.2	1815.6	1859.0	1790.9	1713.5	1666.7	1647.9	1644.5
37.5°	1759.4	1769.6	1777.3	1861.6	1941.6	1957.8	1892.2	1830.1	1773.1	1757.7	1749.2
40°	1890.5	1883.7	1886.3	1948.4	2020.8	2031.0	1966.3	1922.0	1875.2	1865.8	1865.8
42.5°	1998.6	1991.0	1999.5	2022.5	2077.8	2070.1	2034.4	2002.0	1982.4	1972.2	1982.4
45°	2064.2	2062.5	2077.8	2094.8	2134.0	2108.4	2080.3	2085.4	2066.7	2049.7	2048.8
47.5°	2135.7	2124.6	2143.3	2168.9	2139.1	2127.2	2125.5	2136.5	2130.6	2100.8	2091.4
50°	2170.6	2166.3	2196.1	2225.9	2209.7	2182.5	2188.4	2206.3	2129.7	2089.7	2066.7
52.5°	2264.2	2265.0	2322.1	2338.3	2331.4	2291.4	2304.2	2255.7	2165.5	2109.3	2111.8
55°	2411.5	2405.5	2469.3	2517.0	2524.7	2473.6	2412.3	2344.2	2231.0	2174.0	2156.9
57°	2330.6	2344.2	2414.9	2556.2	2627.7	2567.2	2433.6	2309.3	2158.6	2089.7	2059.1
57.5°	2222.5	2244.6	2367.2	2509.3	2584.2	2579.1	2407.2	2244.6	2110.1	2002.9	2005.4
60°	1628.3	1632.6	1743.3	1968.8	2202.9	2208.0	1998.6	1783.3	1633.5	1516.8	1533.0
62.5°	858.9	878.4	922.7	1104.0	1306.6	1356.0	1229.1	1118.5	989.1	900.6	909.1
65°	454.5	452.0	473.3	524.3	623.9	649.5	632.4	544.8	499.7	485.2	486.0
67.5°	369.4	373.7	371.1	373.7	380.5	391.6	389.0	392.4	395.0	399.2	398.4
70°	313.2	313.2	314.9	315.8	315.8	320.9	326.9	337.9	338.8	343.0	344.7
72.5°	246.8	245.1	247.7	253.7	254.5	258.8	267.3	274.1	276.6	276.6	271.5
75°	167.7	169.4	172.8	177.9	183.0	190.7	197.5	201.7	203.4	200.9	198.3
77.5°	94.5	96.2	98.7	106.4	112.4	119.2	126.8	131.1	135.3	136.2	131.1
80°	56.2	56.2	60.4	66.4	73.2	80.0	86.8	91.9	93.6	93.6	91.1
82.5°	34.0	34.9	38.3	44.3	50.2	54.5	60.4	64.7	68.1	67.2	65.5
85°	17.9	17.9	21.3	26.4	30.6	34.9	34.9	32.3	30.6	26.4	24.7
87.5°	6.0	5.1	6.8	6.8	6.0	6.8	6.8	7.7	7.7	7.7	7.7
90°	0.0	0.0	0.0	0.0	0.0	0.0	0.0	0.0	0.0	0.0	0.0

(END OF REPORT)